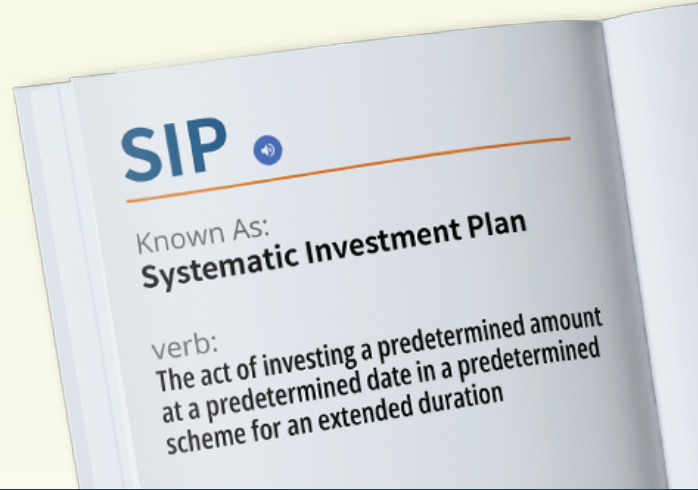


SIP:

A 3 Letter word leveraging your financial portfolio

Take advantage of Systematic Investment Plans



SIP PERFORMANCE OF HYBRID SCHEMES - REGULAR PLAN - GROWTH OPTION

(Data as on February 29, 2024) SIP installment of ₹10,000 per month.

MIRAE ASSET AGGRESSIVE HYBRID FUND# (formerly known as Mirae Asset Hybrid Equity Fund) (Aggressive Hybrid Fund - An open ended hybrid scheme investing predominantly in equity and equity related instruments)

Period	1 Year	3 Years	5 Years	7 Years	Since Inception
Total Amount Invested	1,20,000	3,60,000	6,00,000	8,40,000	10,30,000
MKT Value as on 29th Feb, 2024	1,36,271	4,47,365	8,89,362	13,86,692	18,95,654
Fund Return* (%)	26.18	14.65	15.76	14.08	13.79
CRISIL Hybrid 35+65 -Aggressive Index** (%)	27.50	15.21	16.01	14.35	13.89
S&P BSE Sensex (TRI)*** (%)	24.46	15.46	17.57	16.01	15.59

MIRAE ASSET BALANCED ADVANTAGE FUND

(Balanced Advantage Fund - An open-ended Dynamic Asset Allocation Fund)

Period	1 Year	Since Inception
Total Amount Invested	1,20,000	1,80,000
MKT Value as on 29th Feb, 2024	1,34,078	2,07,219
Fund Return* (%)	22.54	19.16
Nifty 50 Hybrid Composite Debt 50:50 Index** (%)	18.28	15.47
Nifty 50 Index (TRI)*** (%)	28.73	22.98

MIRAE ASSET EQUITY SAVINGS FUND

(Equity Savings Fund - An open ended scheme investing in equity, arbitrage and debt)

Period	1 Year	3 Years	5 Years	Since Inception
Total Amount Invested	1,20,000	3,60,000	6,00,000	6,20,000
MKT Value as on 29th Feb, 2024	1,31,344	4,26,149	8,15,062	8,50,190
Fund Return* (%)	18.06	11.29	12.22	12.17
Nifty Equity Savings Index** (%)	14.91	10.03	10.42	10.38
CRISIL 10 Year Gilt Index** (%)	8.42	5.75	5.05	5.13

*Scheme Benchmark **Additional Benchmark

*The SIP returns are calculated by XIRR approach assuming investment of 10,000/- on the 1st working day of every month.

MIRAE ASSET ARBITRAGE FUND


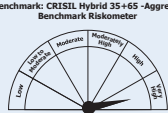

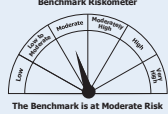

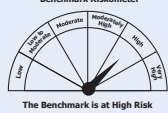

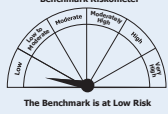
(Arbitrage Fund - An open ended scheme investing in arbitrage opportunities)

Period	1 Year	3 Years	Since Inception
Total Amount Invested	1,20,000	3,60,000	4,40,000
MKT Value as on 29th Feb, 2024	1,24,889	3,94,850	4,89,197
Fund Return ^{&} (%)	7.67	6.10	5.73
Nifty 50 Arbitrage Index ^{**&} (%)	8.03	6.52	6.15
CRISIL 1 Year T-Bill ^{**&} (%)	7.08	5.87	5.54

*Scheme Benchmark **Additional Benchmark

&The SIP returns are calculated by XIRR approach assuming investment of 10,000/- on the 1st working day of every month.

PRODUCT LABELLING

Name of the Scheme	These products are suitable for investors who are seeking*	Riskometer	
Mirae Asset Aggressive Hybrid Fund	<ul style="list-style-type: none"> Capital appreciation along with current income over long term Aggressive hybrid fund investing predominantly in equities & equity related instruments with balance exposure to debt & money market instruments 	 <p>Investors understand that their principal will be at Very High Risk</p>	 <p>The Benchmark is at Very High Risk</p>
Mirae Asset Equity Savings Fund	<ul style="list-style-type: none"> Capital appreciation and income distribution Investment in equity and equity related instruments, arbitrage opportunities and debt & money market instruments 	 <p>Investors understand that their principal will be at Moderately High Risk</p>	 <p>The Benchmark is at Moderate Risk</p>
Mirae Asset Balanced Advantage Fund	<ul style="list-style-type: none"> To generate long-term capital appreciation/income Investment in equity, equity related securities & debt, money market instruments while managing risk through active allocation 	 <p>Investors understand that their principal will be at Very High Risk</p>	 <p>The Benchmark is at High Risk</p>
Mirae Asset Arbitrage Fund	<ul style="list-style-type: none"> Income over short term Investments predominantly in arbitrage opportunities in the cash and derivative segments and the arbitrage opportunities available within the derivative segment 	 <p>Investors understand that their principal will be at Low Risk</p>	 <p>The Benchmark is at Low Risk</p>

Past Performance may or may not be sustained in future

***Investors should consult their financial advisers if in doubt about whether the product is suitable for them.**

Note: For computation of since inception returns (%) the allotment NAV has been taken as ₹10.00.

Different Plans under the scheme has different expense structure. The reference and details provided here in are of Regular Plan - Growth Option

The performance of other funds managed by the same fund managers - [Click Here](#)

To download sebi format page - [Click Here](#)

#Pursuant to notice cum addendum no. 62/2023, the name of the schemes has been changed with effect from December 15, 2023

**Mutual Fund investments are subject to market risks, read all scheme related documents carefully
Please consult your financial advisor or mutual fund distributor before investing**